



POLICE SERVICES BOARD  
AGENDA

Thursday, June 1, 2023, 8:30 am  
Committee Room

	Pages
1. ROLL CALL	
2. DECLARATION OF CONFLICT OF INTEREST	
3. MINUTES OF THE PREVIOUS MEETINGS	
3.1 April 4, 2023	2
4. CORRESPONDENCE	
4.1 OPP Monthly Report February & March 2023	4
5. PUBLIC PRESENTATION	
6. UNFINISHED BUSINESS	
7. NEW BUSINESS	
7.1 Mobile Crisis Response Team Programming Guest Speaker: Ms. Dupuis, OPP Community Safety Services	
8. ADDENDUM	
9. CLOSED SESSION	
10. SCHEDULING OF NEXT MEETING	
11. ADJOURNMENT	



**POLICE SERVICES BOARD  
MEETING MINUTES**

Tuesday, April 4, 2023  
9:00 am  
Committee Room

- Members Present      A. Wannan, Chair  
                                 C. Flintoff, Member  
                                 N. Becker, Member
- Resources Present    D. Gagnon, CAO  
                                 N. Bray, Dir. of Clerks and Planning  
                                 M. McInnes, Secretary
- Staff Absent            J. Thomas, Dir. of Emergency Services/Fire Chief

**1. ROLL CALL**

The meeting was called to order by the Chair at 9:00 am.

**1.1 Oath & Affirmation**

To be sworn by new members of the Police Service Board

**2. DECLARATION OF CONFLICT OF INTEREST**

**3. MINUTES OF THE PREVIOUS MEETINGS**

**3.1 November 9, 2022**

**Res#: 01/23**

Moved By: C. Flintoff

Seconded By: N. Becker

THAT the minutes of the November 9, 2022 Elliot Lake Police Service Board meeting be accepted as presented.

**Carried**

**4. CORRESPONDENCE**

**4.1 OPP Monthly Report**

OPP monthly reports for October, November and December 2022 & January 2023.

**Res#: 02/23**

Moved By: C. Flintoff

Seconded By: N. Becker

THAT the October, November, December, 2022 & January 2023 reports of the Ontario Provincial Police Elliot Lake detachment be received.

**Carried**

**5. PUBLIC PRESENTATION**

**6. UNFINISHED BUSINESS**

**7. NEW BUSINESS**

**8. ADDENDUM**

**9. CLOSED SESSION**

**10. SCHEDULING OF NEXT MEETING**

The next scheduled Elliot Lake Police Service Board Meeting is June 6, 2023 at 9:00 a.m.

**11. ADJOURNMENT**

**Res#: 03/23**

Moved By: C. Flintoff

Seconded By: N. Becker

That the meeting be adjourned at the hour of 10:15 am.

**Carried**

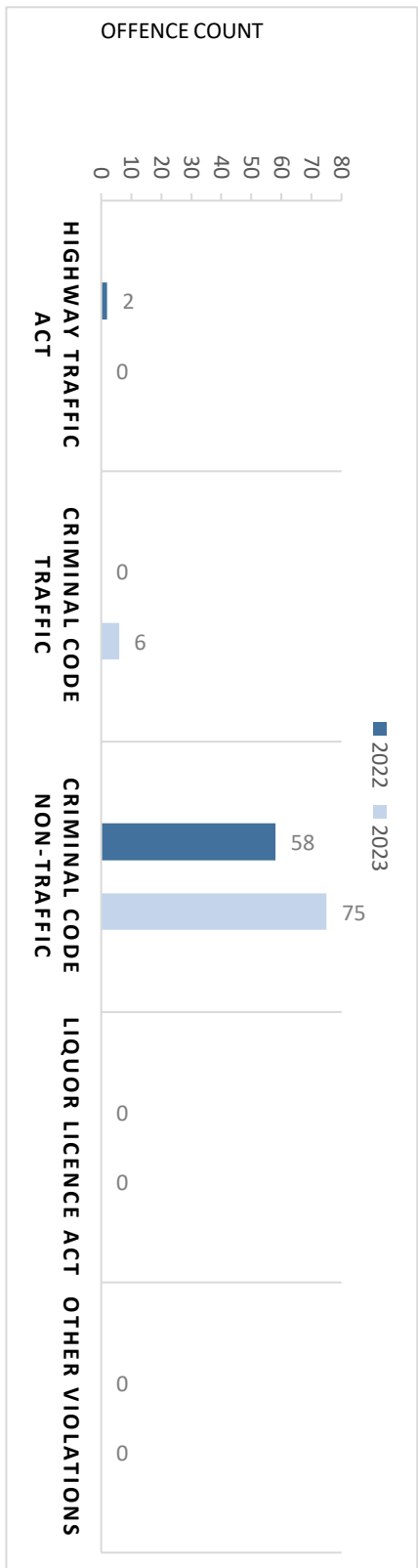
Starting Year	2023
Starting Month	February
Ending Month	February

**Police Services Board Report for Elliot Lake**

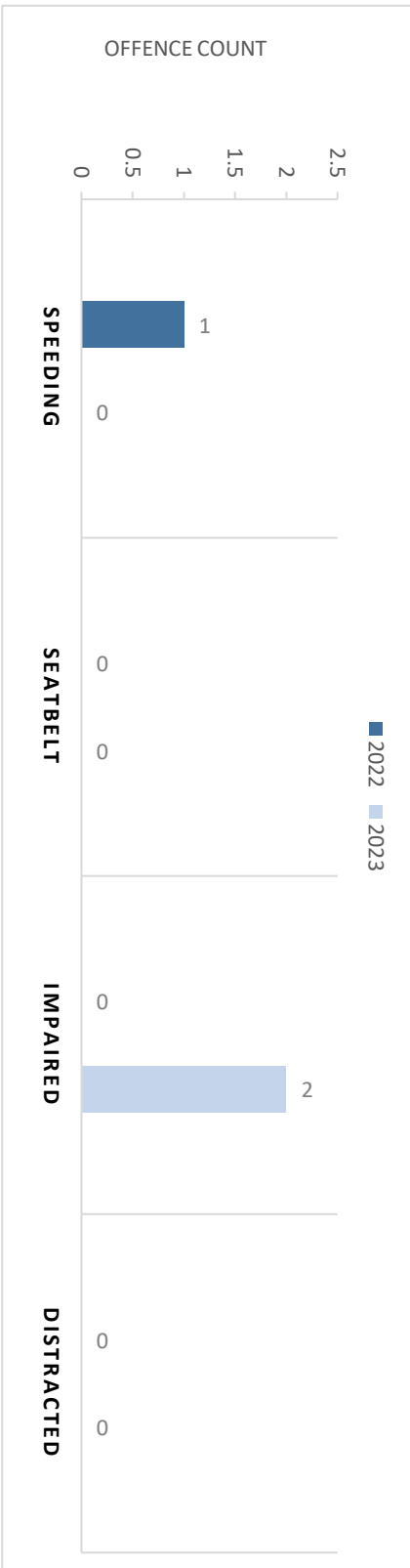
**Integrated Court Offence Network**

February - 2023

Offence Count	February - 2023		Year to Date - February	
	2022	2023	2022	2023
Highway Traffic Act	2	0	3	3
Criminal Code Traffic	0	6	8	6
Criminal Code Non-Traffic	58	75	161	126
Liquor Licence Act	0	0	0	0
Other Violations	0	0	0	1
<b>All violations</b>	<b>60</b>	<b>81</b>	<b>172</b>	<b>136</b>
				<b>-20.9%</b>



Offence Count	February - 2023		Year to Date - February	
	2022	2023	2022	2023
Speeding	1	0	2	0
Seatbelt	0	0	0	0
Impaired	0	2	2	2
Distracted	0	0	0	0
<b>All violations</b>	<b>1</b>	<b>2</b>	<b>4</b>	<b>2</b>
				<b>-50.0%</b>



Integrated Court Offence Network data is updated on a monthly basis: Data could be as much as a month and a half behind

**Data Utilized**  
 Ministry of Attorney General, Integrated Court Offence Network  
 Integrated Court Offence Network Business Intelligence Cube

Detachment:	4B20
Data Source Date:	18-Apr-23
Report Generated On:	18-Apr-23
Report Generated By	



## Calls For Service (CFS) Billing Summary Report

### Elliot Lake February - 2023

Billing Categories <i>(Billing categories below do not match traditional crime groupings)</i>		2023				2022			
		February	Year to Date	Time Standard	Year To Date Weighted Hours	February	Year to Date	Time Standard	Year To Date Weighted Hours
Violent Criminal Code	Sexual Assault	1	2	15.8	31.6	1	2	15.8	31.6
	Invitation to Sexual Touching	0	0		0.0	0	1	15.8	15.8
	Assault With Weapon or Causing Bodily Harm-Level 2	6	7	15.8	110.6	3	5	15.8	79.0
	Assault-Level 1	4	6	15.8	94.8	8	15	15.8	237.0
	Assault Peace Officer	0	0		0.0	0	1	15.8	15.8
	Kidnapping	0	1	15.8	15.8	0	0		0.0
	Robbery, With Threat of Violence	0	0		0.0	0	1	15.8	15.8
	Robbery - Other	0	0		0.0	0	1	15.8	15.8
	Criminal Harassment	7	10	15.8	158.0	7	10	15.8	158.0
	Criminal Harassment - Offender Unknown	0	1	15.8	15.8	0	0		0.0
	Indecent/Harassing Communications	2	2	15.8	31.6	1	1	15.8	15.8
	Utter Threats -Master code	1	1	15.8	15.8	1	1	15.8	15.8
	Utter Threats to Person	3	6	15.8	94.8	1	3	15.8	47.4
	<b>Total</b>	<b>24</b>	<b>36</b>	<b>15.8</b>	<b>568.8</b>	<b>22</b>	<b>41</b>	<b>15.8</b>	<b>647.8</b>
Property Crime Violations	Break & Enter	2	3	6.4	19.2	0	3	6.4	19.2
	Unlawful in a dwelling house	0	0		0.0	1	1	6.4	6.4
	Theft of Motor Vehicle	0	1	6.4	6.4	0	0		0.0
	Theft Under -master code	0	3	6.4	19.2	1	3	6.4	19.2
	Theft under - Building	0	0		0.0	1	1	6.4	6.4
	Theft under - Persons	1	1	6.4	6.4	0	0		0.0
	Theft under - Trailers	1	1	6.4	6.4	0	0		0.0
	Theft under - Other Theft	2	3	6.4	19.2	0	5	6.4	32.0
	Theft Under - Gasoline Drive-off	0	0		0.0	1	1	6.4	6.4
	Theft Under \$5,000 [SHOPLIFTING]	1	2	6.4	12.8	0	0		0.0
	Fraud -Master code	1	4	6.4	25.6	0	3	6.4	19.2
	Fraud - Steal/Forge/Poss./Use Credit Card	0	1	6.4	6.4	0	0		0.0
	Fraud - Forgery & Uttering	0	1	6.4	6.4	0	0		0.0
	Fraud - Fraud through mails	1	1	6.4	6.4	0	0		0.0
Fraud -Money/property/ security <= \$5,000	4	7	6.4	44.8	2	5	6.4	32.0	



## Calls For Service (CFS) Billing Summary Report

### Elliot Lake February - 2023

Billing Categories <i>(Billing categories below do not match traditional crime groupings)</i>		2023				2022				
		February	Year to Date	Time Standard	Year To Date Weighted Hours	February	Year to Date	Time Standard	Year To Date Weighted Hours	
Property Crime Violations	Fraud - Other	0	5	6.4	32.0	3	5	6.4	32.0	
	Identity Theft	0	1	6.4	6.4	0	0		0.0	
	Mischief - master code	4	7	6.4	44.8	7	9	6.4	57.6	
	Interfere with lawful use, enjoyment of property	0	0		0.0	1	2	6.4	12.8	
	Property Damage	0	1	6.4	6.4	0	0		0.0	
	<b>Total</b>	<b>17</b>	<b>42</b>	<b>6.4</b>	<b>268.8</b>	<b>17</b>	<b>38</b>	<b>6.4</b>	<b>243.2</b>	
Other Criminal Code Violations (Excluding traffic)	Prostitution - Communicate public place/view	0	0		0.0	0	1	7.5	7.5	
	Offensive Weapons- Possession of Weapons	2	2	7.5	15.0	0	0		0.0	
	Bail Violations - Fail To Comply	5	11	7.5	82.5	2	11	7.5	82.5	
	Disturb the Peace	1	2	7.5	15.0	0	1	7.5	7.5	
	Child Pornography - Possess child pornography	0	2	7.5	15.0	0	0		0.0	
	Trespass at Night	0	0		0.0	1	1	7.5	7.5	
	Breach of Probation	1	3	7.5	22.5	0	0		0.0	
	Public mischief - mislead peace officer	0	0		0.0	1	1	7.5	7.5	
	False Fire Alarm (C.C. Charge)	0	0		0.0	0	1	7.5	7.5	
	Attempts, Conspiracies, Accessories	1	1	7.5	7.5	0	0		0.0	
	<b>Total</b>	<b>10</b>	<b>21</b>	<b>7.5</b>	<b>157.5</b>	<b>4</b>	<b>16</b>	<b>7.5</b>	<b>120.0</b>	
	Drug Possession	Possession Other Controlled Drugs and Substance Act	0	0		0.0	0	1	7.1	7.1
		Drug related occurrence	1	3	7.1	21.3	3	4	7.1	28.4
<b>Total</b>		<b>1</b>	<b>3</b>	<b>7.1</b>	<b>21.3</b>	<b>3</b>	<b>5</b>	<b>7.1</b>	<b>35.5</b>	
Drugs	Trafficking - Methamphetamine (Crystal Meth)	0	0		0.0	1	1	68.0	68.0	
	<b>Total</b>	<b>0</b>	<b>0</b>		<b>0.0</b>	<b>1</b>	<b>1</b>	<b>68.0</b>	<b>68.0</b>	
Statutes & Acts	Landlord/Tenant	3	7	3.4	23.8	4	11	3.4	37.4	
	Mental Health Act	12	20	3.4	68.0	0	6	3.4	20.4	
	Mental Health Act - No contact with Police	2	3	3.4	10.2	0	0		0.0	
	Mental Health Act - Attempt Suicide	2	2	3.4	6.8	2	3	3.4	10.2	
	Mental Health Act - Threat of Suicide	1	1	3.4	3.4	3	7	3.4	23.8	



## Calls For Service (CFS) Billing Summary Report

### Elliot Lake February - 2023

Billing Categories <i>(Billing categories below do not match traditional crime groupings)</i>		2023				2022			
		February	Year to Date	Time Standard	Year To Date Weighted Hours	February	Year to Date	Time Standard	Year To Date Weighted Hours
Statutes & Acts	Mental Health Act - Voluntary Transport	0	0		0.0	1	2	3.4	6.8
	Mental Health Act - Placed on Form	1	2	3.4	6.8	2	4	3.4	13.6
	Mental Health Act - Apprehension	4	6	3.4	20.4	0	1	3.4	3.4
	Custody Dispute	0	1	3.4	3.4	0	0		0.0
	Trespass To Property Act	0	7	3.4	23.8	4	6	3.4	20.4
	<b>Total</b>	<b>25</b>	<b>49</b>	<b>3.4</b>	<b>166.6</b>	<b>16</b>	<b>40</b>	<b>3.4</b>	<b>136.0</b>
Operational	Animal -Master code	0	0		0.0	1	1	3.8	3.8
	Animal Stray	0	0		0.0	1	1	3.8	3.8
	Animal - Other	1	1	3.8	3.8	0	0		0.0
	Animal - Dog Owners Liability Act	0	1	3.8	3.8	0	0		0.0
	Domestic Disturbance	24	40	3.8	152.0	19	36	3.8	136.8
	Suspicious Person	17	33	3.8	125.4	8	14	3.8	53.2
	Phone -Nuisance - No Charges Laid	0	1	3.8	3.8	0	1	3.8	3.8
	Phone -Threatening - No Charges Laid	0	0		0.0	0	1	3.8	3.8
	Insecure Condition - Master code	1	2	3.8	7.6	0	0		0.0
	Missing Person 12 & older	1	1	3.8	3.8	0	0		0.0
	Missing Person Located 12 & older	1	1	3.8	3.8	1	3	3.8	11.4
	Noise Complaint - Master code	7	16	3.8	60.8	9	21	3.8	79.8
	Noise Complaint - Residence	0	0		0.0	1	3	3.8	11.4
	Noise Complaint - Animal	0	0		0.0	1	7	3.8	26.6
	Found Property -Master code	1	4	3.8	15.2	1	3	3.8	11.4
	Found-Household Property	0	0		0.0	1	1	3.8	3.8
	Found-Others	1	1	3.8	3.8	0	0		0.0
	Lost Property -Master code	1	5	3.8	19.0	1	2	3.8	7.6
	Lost-Personal Accessories	1	2	3.8	7.6	1	2	3.8	7.6
	Lost-Others	0	0		0.0	0	1	3.8	3.8
Sudden Death -master code	0	1	3.8	3.8	0	0		0.0	



## Calls For Service (CFS) Billing Summary Report

### Elliot Lake February - 2023

Billing Categories <i>(Billing categories below do not match traditional crime groupings)</i>		2023				2022			
		February	Year to Date	Time Standard	Year To Date Weighted Hours	February	Year to Date	Time Standard	Year To Date Weighted Hours
Operational	Sudden Death - Accidental	0	0		0.0	1	1	3.8	3.8
	Sudden Death - Natural Causes	3	8	3.8	30.4	3	5	3.8	19.0
	Sudden Death - Others	3	4	3.8	15.2	0	0		0.0
	Suspicious Vehicle	2	6	3.8	22.8	2	4	3.8	15.2
	Trouble with Youth	7	10	3.8	38.0	4	4	3.8	15.2
	Medical Assistance - Other	0	0		0.0	0	1	3.8	3.8
	Vehicle Recovered - Automobile	1	1	3.8	3.8	0	0		0.0
	Unwanted Persons	7	19	3.8	72.2	3	5	3.8	19.0
	Neighbour Dispute	7	28	3.8	106.4	11	14	3.8	53.2
	Noise By-Law	0	0		0.0	1	1	3.8	3.8
	Other Municipal By-Laws	0	1	3.8	3.8	0	0		0.0
	Assist Fire Department	1	1	3.8	3.8	0	0		0.0
	Assist Public	19	42	3.8	159.6	15	28	3.8	106.4
	Distressed/Overdue Motorist	0	0		0.0	0	1	3.8	3.8
	Family Dispute	13	20	3.8	76.0	11	17	3.8	64.6
<b>Total</b>	<b>119</b>	<b>249</b>	<b>3.8</b>	<b>946.2</b>	<b>96</b>	<b>178</b>	<b>3.8</b>	<b>676.4</b>	
Operational2	False Holdup Alarm-Accidental Trip	3	6	1.4	8.4	3	7	1.4	9.8
	False Alarm -Others	7	18	1.4	25.2	20	36	1.4	50.4
	Keep the Peace	4	10	1.4	14.0	9	13	1.4	18.2
	911 call / 911 hang up	2	3	1.4	4.2	3	3	1.4	4.2
	911 call - Dropped Cell	9	12	1.4	16.8	5	12	1.4	16.8
	<b>Total</b>	<b>25</b>	<b>49</b>	<b>1.4</b>	<b>68.6</b>	<b>40</b>	<b>71</b>	<b>1.4</b>	<b>99.4</b>
Traffic	MVC - Personal Injury (MOTOR VEHICLE COLLISION)	0	0		0.0	0	2	3.7	7.4
	MVC - Prop. Dam. Non Reportable	3	7	3.7	25.9	3	6	3.7	22.2
	MVC - Prop. Dam. Reportable (MOTOR VEHICLE COLLISION)	4	9	3.7	33.3	7	15	3.7	55.5
	MVC - Prop. Dam. Failed to Remain (MOTOR VEHICLE COLLISION)	0	2	3.7	7.4	1	1	3.7	3.7
	MVC - Others (MOTOR VEHICLE COLLISION)	0	0		0.0	0	1	3.7	3.7
	<b>Total</b>	<b>7</b>	<b>18</b>	<b>3.7</b>	<b>66.6</b>	<b>11</b>	<b>25</b>	<b>3.7</b>	<b>92.5</b>
<b>Total</b>	<b>228</b>	<b>467</b>		<b>2,264.4</b>	<b>210</b>	<b>415</b>		<b>2,118.8</b>	





## Calls For Service (CFS) Billing Summary Report

**Elliot Lake  
February - 2023**

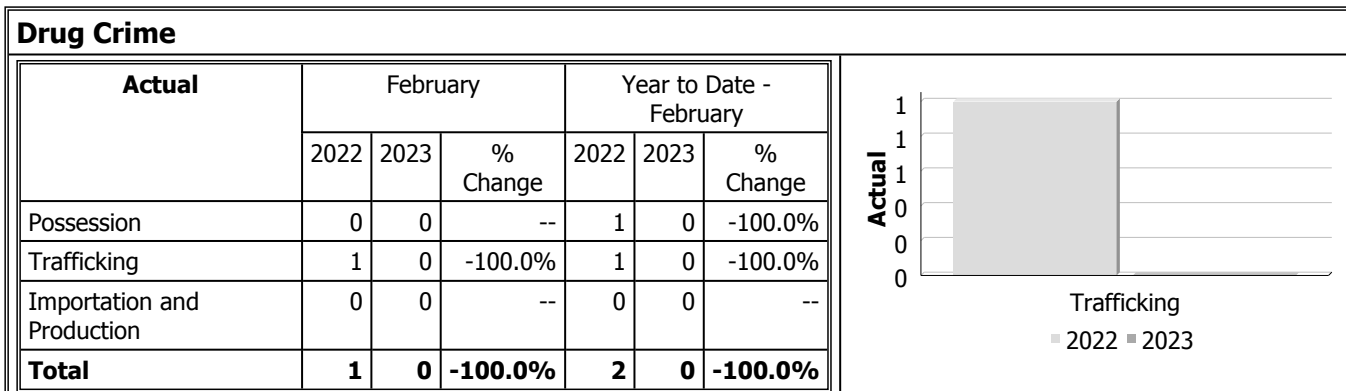
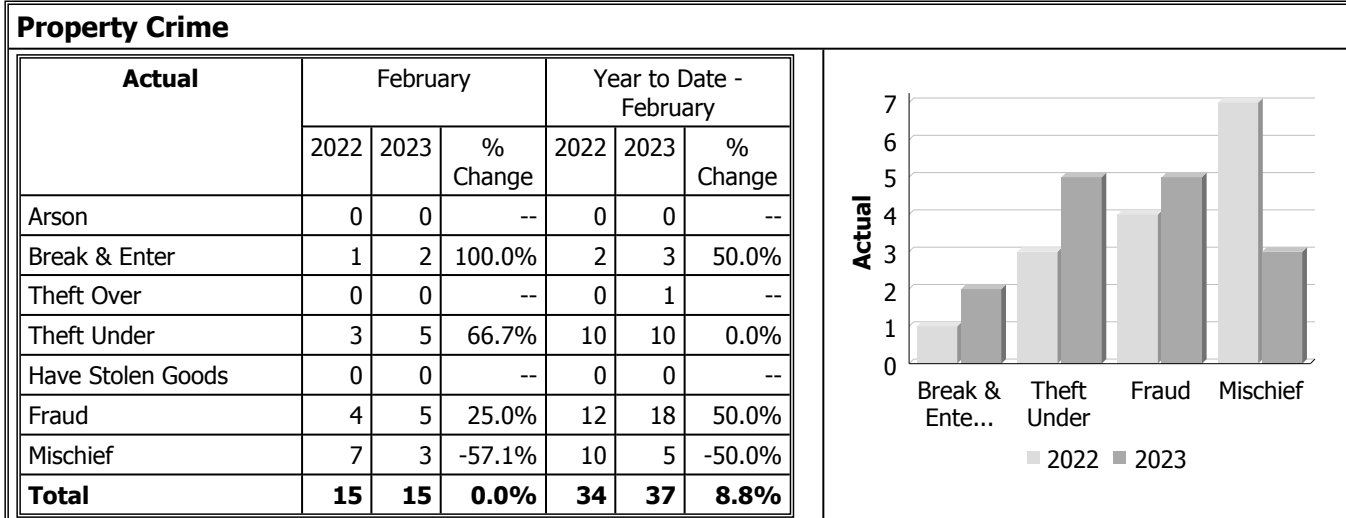
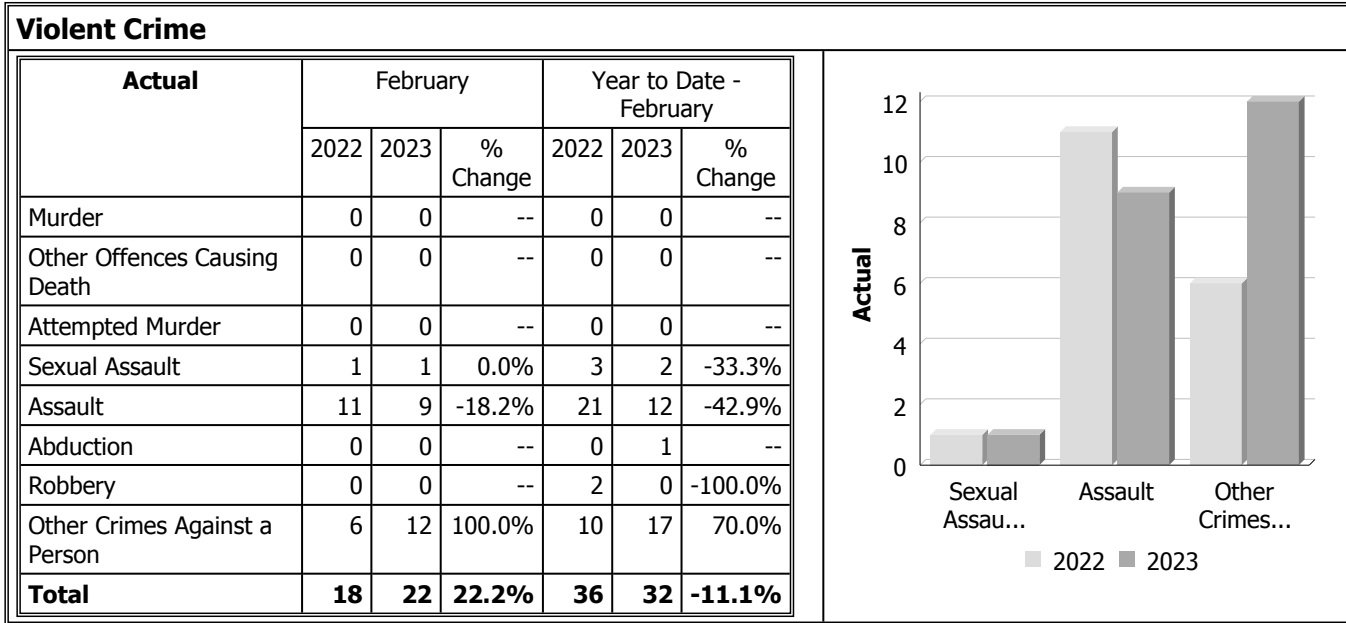
### **Note to Detachment Commanders:**

- The content of each report is to be shared by the Detachment Commander only with the municipality for which it was generated. The municipality may treat this as a public document and distribute it as they wish.
- All data is sourced from the Niche RMS application. Included are 'reported' occurrences (actuals and unfounded occurrences) for 'billable' occurrences ONLY. Data is refreshed on a weekly basis.
- The Traffic category includes motor vehicle collision (MVC) occurrences entered into Niche (UCR code 8521). MVCs are NOT sourced from the eCRS application for this report.
- Only the primary violation is counted within an occurrence.
- Time standards displayed are for the 2023 billing period.

### **Note to Municipalities:**

- Data contained within this report is dynamic in nature and numbers will change over time as the Ontario Provincial Police continues to investigate and solve crime.
- This report is NOT to be used for crime trend analysis as not all occurrences are included.
- Data groupings within this report do not match traditional crime groupings seen in other public reports such as the OPP Police Services Board reports or Statistics Canada reporting.

**Police Services Board Report for Elliot Lake  
Records Management System  
February - 2023**

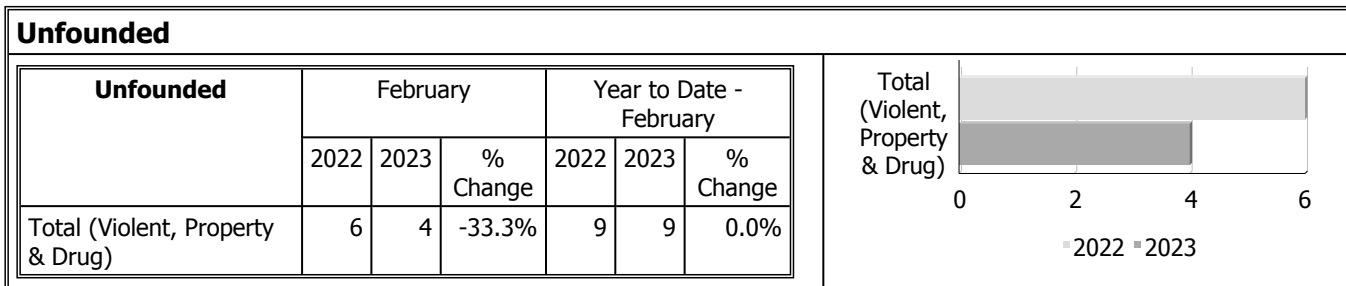
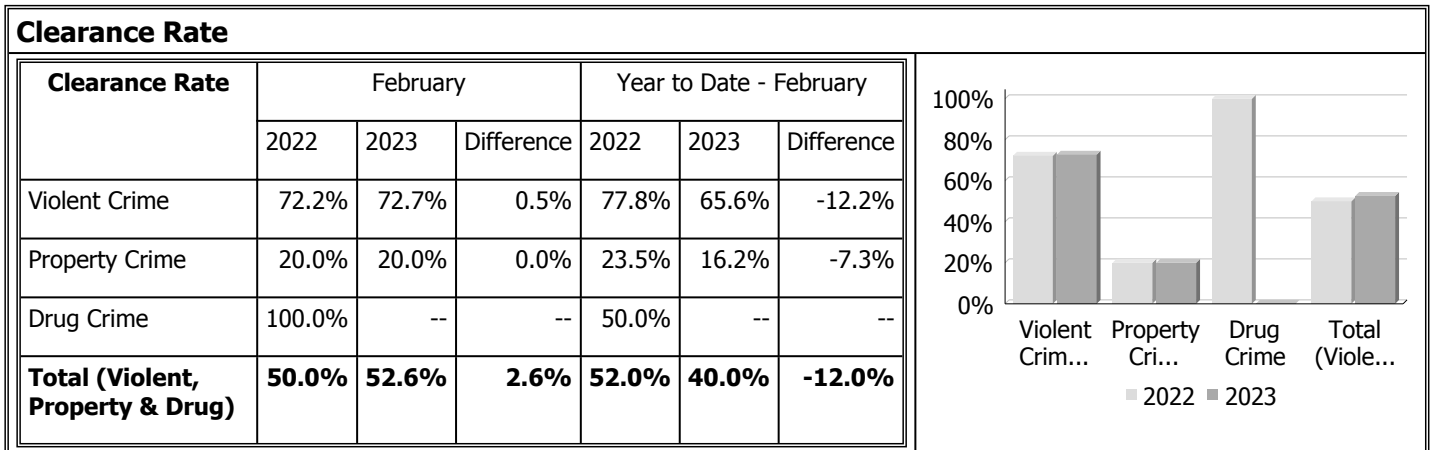


**Detachment:** 4B - EAST ALGOMA (Blind River)  
**Location code(s):** 4B20 - EAST ALGOMA (Elliot Lake)  
**Area code(s):** 4005 - Elliot Lake  
**Data source date:** 2023/03/11

**Report Generated by:**  
Bowles, Natalie

**Report Generated on:**  
15-Mar-23 8:00:51 AM  
PP-CSC-Operational Planning-4300

**Police Services Board Report for Elliot Lake  
Records Management System  
February - 2023**



Data contained within this report is dynamic in nature and numbers will change over time as the Ontario Provincial Police continue to investigate and solve crime.

**Data Utilized**

- Major Crimes
- Niche RMS All Offence Level Business Intelligence Cube

**Detachment:** 4B - EAST ALGOMA (Blind River)  
**Location code(s):** 4B20 - EAST ALGOMA (Elliot Lake)  
**Area code(s):** 4005 - Elliot Lake  
**Data source date:** 2023/03/11

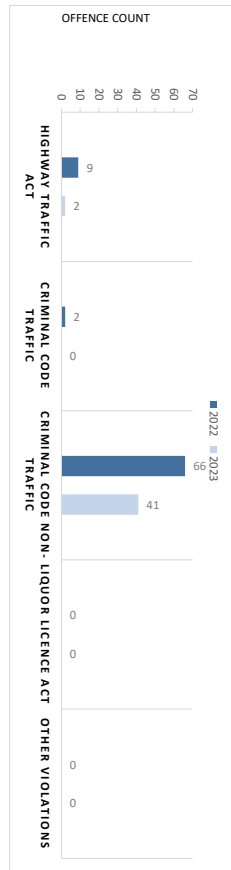
**Report Generated by:**  
Bowles, Natalie

**Report Generated on:**  
15-Mar-23 8:00:51 AM  
PP-CSC-Operational Planning-4300

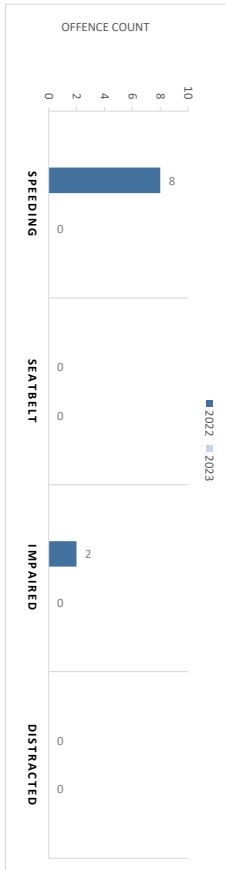
Starting Year	2023
Starting Month	March
Ending Month	March

**Police Services Board Report for Elliot Lake**  
 Integrated Court Offence Network  
 March - 2023

Offence Count	March - 2023		Year to Date - March		% Change
	2022	2023	2022	2023	
Highway Traffic Act	9	2	12	5	-58.3%
Criminal Code Traffic	2	0	10	6	-40.0%
Criminal Code Non-Traffic	66	41	227	165	-27.3%
Liquor Licence Act	0	0	0	0	
Other Violations	0	0	0	1	
<b>All violations</b>	<b>77</b>	<b>43</b>	<b>249</b>	<b>177</b>	<b>-28.9%</b>



Offence Count	March - 2023		Year to Date - March		% Change
	2022	2023	2022	2023	
Speeding	8	0	10	0	-100.0%
Seatbelt	0	0	4	2	-50.0%
Impaired	2	0	0	0	
Distracted	0	0	0	0	
<b>All violations</b>	<b>10</b>	<b>0</b>	<b>14</b>	<b>2</b>	<b>-85.7%</b>



**Data Utilized**  
 Integrated Court Offence Network data is updated on a monthly basis. Data could be as much as a month and a half behind  
 Ministry of Attorney General, Integrated Court Offence Network  
 Integrated Court Offence Network Business Intelligence Cube

Detachment:	4820
Data Source Date:	16-May-23
Report Generated On:	16-May-23
Report Generated By:	



## Calls For Service (CFS) Billing Summary Report

### Elliot Lake March - 2023

Billing Categories <i>(Billing categories below do not match traditional crime groupings)</i>		2023				2022			
		March	Year to Date	Time Standard	Year To Date Weighted Hours	March	Year to Date	Time Standard	Year To Date Weighted Hours
Violent Criminal Code	Sexual Assault	1	3	15.8	47.4	2	4	15.8	63.2
	Sexual Interference	0	0		0.0	1	1	15.8	15.8
	Invitation to Sexual Touching	0	0		0.0	1	2	15.8	31.6
	Corrupting morals of a child	0	0		0.0	1	1	15.8	15.8
	Assault With Weapon or Causing Bodily Harm- Level 2	2	9	15.8	142.2	2	7	15.8	110.6
	Assault-Level 1	5	11	15.8	173.8	5	21	15.8	331.8
	Assault Peace Officer	0	0		0.0	0	1	15.8	15.8
	Criminal Negligence: Bodily Harm	1	1	15.8	15.8	0	0		0.0
	Kidnapping	0	1	15.8	15.8	0	0		0.0
	Robbery, With Threat of Violence	0	0		0.0	0	1	15.8	15.8
	Robbery - Other	0	0		0.0	0	1	15.8	15.8
	Extortion	0	0		0.0	1	1	15.8	15.8
	Criminal Harassment	2	12	15.8	189.6	1	11	15.8	173.8
	Criminal Harassment - Offender Unknown	0	1	15.8	15.8	1	1	15.8	15.8
	Indecent/Harassing Communications	4	6	15.8	94.8	0	1	15.8	15.8
	Utter Threats -Master code	0	1	15.8	15.8	0	1	15.8	15.8
	Utter Threats to Person	4	11	15.8	173.8	5	8	15.8	126.4
	<b>Total</b>	<b>19</b>	<b>56</b>	<b>15.8</b>	<b>884.8</b>	<b>20</b>	<b>62</b>	<b>15.8</b>	<b>979.6</b>
	Property Crime Violations	Arson - Building	0	0		0.0	1	1	6.4
Break & Enter		8	11	6.4	70.4	1	4	6.4	25.6
Unlawful in a dwelling house		0	0		0.0	0	1	6.4	6.4
Theft of - Mail		0	0		0.0	2	2	6.4	12.8
Theft of Motor Vehicle		0	1	6.4	6.4	0	0		0.0
Theft of - Automobile		0	1	6.4	6.4	0	0		0.0
Theft of - Snow Vehicles		0	0		0.0	2	2	6.4	12.8
Theft Under -master code		1	5	6.4	32.0	0	3	6.4	19.2
Theft under - Building		0	0		0.0	0	1	6.4	6.4
Theft under - Persons		0	1	6.4	6.4	0	0		0.0
Theft under - Trailers		0	1	6.4	6.4	0	0		0.0
Theft under - Other Theft		2	5	6.4	32.0	4	9	6.4	57.6
Theft Under - Gasoline Drive-off		0	0		0.0	0	1	6.4	6.4
Theft FROM Motor Vehicle Under \$5,000		0	0		0.0	1	1	6.4	6.4



## Calls For Service (CFS) Billing Summary Report

### Elliot Lake March - 2023

Billing Categories <i>(Billing categories below do not match traditional crime groupings)</i>		2023				2022			
		March	Year to Date	Time Standard	Year To Date Weighted Hours	March	Year to Date	Time Standard	Year To Date Weighted Hours
Property Crime Violations	Theft Under \$5,000 [SHOPLIFTING]	0	3	6.4	19.2	0	0		0.0
	Fraud -Master code	2	6	6.4	38.4	2	5	6.4	32.0
	Fraud - Steal/Forge/Poss./Use Credit Card	0	2	6.4	12.8	1	1	6.4	6.4
	Fraud - False Pretence < = \$5,000	0	0		0.0	1	1	6.4	6.4
	Fraud - Forgery & Uttering	0	1	6.4	6.4	0	0		0.0
	Fraud - Fraud through mails	1	2	6.4	12.8	0	0		0.0
	Fraud -Money/property/ security <= \$5,000	2	8	6.4	51.2	0	6	6.4	38.4
	Fraud - Other	1	6	6.4	38.4	1	6	6.4	38.4
	Personation with Intent (fraud)	1	1	6.4	6.4	0	0		0.0
	Identity Theft	0	1	6.4	6.4	0	0		0.0
	Mischief - master code	4	12	6.4	76.8	5	14	6.4	89.6
	Interfere with lawful use, enjoyment of property	0	0		0.0	0	2	6.4	12.8
	Property Damage	0	1	6.4	6.4	0	0		0.0
	<b>Total</b>	<b>22</b>	<b>68</b>	<b>6.4</b>	<b>435.2</b>	<b>21</b>	<b>60</b>	<b>6.4</b>	<b>384.0</b>
	Other Criminal Code Violations (Excluding traffic)	Prostitution - Communicate public place/view	0	0		0.0	0	1	7.5
Offensive Weapons-Possession of Weapons		0	2	7.5	15.0	2	2	7.5	15.0
Bail Violations - Fail To Comply		4	15	7.5	112.5	2	13	7.5	97.5
Disturb the Peace		3	5	7.5	37.5	3	4	7.5	30.0
Indecent acts -Master code		1	1	7.5	7.5	0	0		0.0
Indecent acts -Other		0	0		0.0	2	2	7.5	15.0
Child Pornography - Possess child pornography		0	2	7.5	15.0	0	0		0.0
Child Pornography -Other		0	0		0.0	1	1	7.5	7.5
Obstruct Public Peace Officer		0	0		0.0	1	1	7.5	7.5
Trespass at Night		0	0		0.0	0	1	7.5	7.5
Breach of Probation		0	3	7.5	22.5	1	1	7.5	7.5
Perjury		0	0		0.0	1	1	7.5	7.5
Public mischief - mislead peace officer		0	0		0.0	0	1	7.5	7.5
False Fire Alarm (C.C. Charge)		0	0		0.0	0	1	7.5	7.5



## Calls For Service (CFS) Billing Summary Report

### Elliot Lake March - 2023

Billing Categories <i>(Billing categories below do not match traditional crime groupings)</i>		2023				2022			
		March	Year to Date	Time Standard	Year To Date Weighted Hours	March	Year to Date	Time Standard	Year To Date Weighted Hours
Other Criminal Code Violations (Excluding traffic)	Attempts, Conspiracies, Accessories	0	1	7.5	7.5	0	0		0.0
	<b>Total</b>	<b>8</b>	<b>29</b>	<b>7.5</b>	<b>217.5</b>	<b>13</b>	<b>29</b>	<b>7.5</b>	<b>217.5</b>
Drug Possession	Possession Cocaine	1	1	7.1	7.1	0	0		0.0
	Possession Other Controlled Drugs and Substance Act	1	1	7.1	7.1	0	1	7.1	7.1
	Drug related occurrence	6	9	7.1	63.9	3	7	7.1	49.7
	<b>Total</b>	<b>8</b>	<b>11</b>	<b>7.1</b>	<b>78.1</b>	<b>3</b>	<b>8</b>	<b>7.1</b>	<b>56.8</b>
Drugs	Trafficking - Methamphetamine (Crystal Meth)	0	0		0.0	0	1	68.0	68.0
	Trafficking ð Opioid (other than heroin)	2	2	68.0	136.0	0	0		0.0
	<b>Total</b>	<b>2</b>	<b>2</b>	<b>68.0</b>	<b>136.0</b>	<b>0</b>	<b>1</b>	<b>68.0</b>	<b>68.0</b>
Statutes & Acts	Landlord/Tenant	2	10	3.4	34.0	4	15	3.4	51.0
	Mental Health Act	7	27	3.4	91.8	8	14	3.4	47.6
	Mental Health Act - No contact with Police	0	3	3.4	10.2	1	1	3.4	3.4
	Mental Health Act - Attempt Suicide	1	3	3.4	10.2	0	3	3.4	10.2
	Mental Health Act - Threat of Suicide	4	5	3.4	17.0	2	9	3.4	30.6
	Mental Health Act - Voluntary Transport	0	0		0.0	3	5	3.4	17.0
	Mental Health Act - Placed on Form	2	4	3.4	13.6	1	5	3.4	17.0
	Mental Health Act - Apprehension	0	6	3.4	20.4	2	3	3.4	10.2
	Custody Dispute	0	1	3.4	3.4	0	0		0.0
	Trespass To Property Act	3	10	3.4	34.0	2	8	3.4	27.2
	<b>Total</b>	<b>19</b>	<b>69</b>	<b>3.4</b>	<b>234.6</b>	<b>23</b>	<b>63</b>	<b>3.4</b>	<b>214.2</b>
	Operational	Animal -Master code	0	0		0.0	0	1	3.8
Animal Stray		1	1	3.8	3.8	0	1	3.8	3.8
Animal Injured		1	1	3.8	3.8	0	0		0.0
Animal - Other		0	1	3.8	3.8	0	0		0.0
Animal - Dog Owners Liability Act		0	1	3.8	3.8	0	0		0.0
Domestic Disturbance		19	59	3.8	224.2	19	55	3.8	209.0
Suspicious Person		25	58	3.8	220.4	12	26	3.8	98.8
Phone -Nuisance - No Charges Laid		2	4	3.8	15.2	0	1	3.8	3.8
Phone -Threatening - No Charges Laid		0	0		0.0	0	1	3.8	3.8



## Calls For Service (CFS) Billing Summary Report

### Elliot Lake March - 2023

Billing Categories <i>(Billing categories below do not match traditional crime groupings)</i>		2023				2022			
		March	Year to Date	Time Standard	Year To Date Weighted Hours	March	Year to Date	Time Standard	Year To Date Weighted Hours
Operational	Phone -Other - No Charges Laid	1	1	3.8	3.8	0	0		0.0
	False Fire Alarm - Building	0	0		0.0	1	1	3.8	3.8
	Fire - Vehicle	1	1	3.8	3.8	0	0		0.0
	Fire - Other	1	1	3.8	3.8	0	0		0.0
	Insecure Condition -Master code	0	2	3.8	7.6	0	0		0.0
	Missing Person 12 & older	0	1	3.8	3.8	0	0		0.0
	Missing Person Located 12 & older	2	3	3.8	11.4	1	4	3.8	15.2
	Noise Complaint -Master code	7	23	3.8	87.4	14	35	3.8	133.0
	Noise Complaint - Residence	1	1	3.8	3.8	1	4	3.8	15.2
	Noise Complaint - Animal	3	3	3.8	11.4	3	10	3.8	38.0
	Found Property -Master code	0	4	3.8	15.2	3	6	3.8	22.8
	Found-Household Property	0	0		0.0	1	2	3.8	7.6
	Found-Others	0	1	3.8	3.8	0	0		0.0
	Lost Property -Master code	5	10	3.8	38.0	1	3	3.8	11.4
	Lost-Personal Accessories	0	2	3.8	7.6	0	2	3.8	7.6
	Lost-Others	0	0		0.0	0	1	3.8	3.8
	Sudden Death -master code	0	1	3.8	3.8	0	0		0.0
	Sudden Death - Accidental	0	0		0.0	0	1	3.8	3.8
	Sudden Death - Natural Causes	4	13	3.8	49.4	5	10	3.8	38.0
	Sudden Death - Others	0	3	3.8	11.4	0	0		0.0
	Sudden Death - Apparent Overdose-Overdose	1	1	3.8	3.8	0	0		0.0
	Suspicious Vehicle	2	8	3.8	30.4	4	8	3.8	30.4
	Trouble with Youth	4	15	3.8	57.0	4	8	3.8	30.4
	Medical Assistance -Other	0	0		0.0	0	1	3.8	3.8
	Vehicle Recovered - Automobile	0	1	3.8	3.8	0	0		0.0
	Vehicle Recovered - Snow Vehicles	0	0		0.0	1	1	3.8	3.8
	Unwanted Persons	6	25	3.8	95.0	1	6	3.8	22.8
	Neighbour Dispute	8	37	3.8	140.6	13	27	3.8	102.6
	By-Law -Master code	0	0		0.0	1	1	3.8	3.8
	Noise By-Law	1	1	3.8	3.8	0	1	3.8	3.8
Other Municipal By-Laws	0	1	3.8	3.8	0	0		0.0	





## Calls For Service (CFS) Billing Summary Report

### Elliot Lake March - 2023

Billing Categories <i>(Billing categories below do not match traditional crime groupings)</i>		2023				2022			
		March	Year to Date	Time Standard	Year To Date Weighted Hours	March	Year to Date	Time Standard	Year To Date Weighted Hours
Operational	Overdose/Suspected Overdose - Opioid Related	1	1	3.8	3.8	0	0		0.0
	Assist Fire Department	0	1	3.8	3.8	0	0		0.0
	Assist Public	23	65	3.8	247.0	22	50	3.8	190.0
	Distressed/Overdue Motorist	0	0		0.0	1	2	3.8	7.6
	Family Dispute	8	28	3.8	106.4	12	29	3.8	110.2
	<b>Total</b>	<b>127</b>	<b>379</b>	<b>3.8</b>	<b>1,440.2</b>	<b>120</b>	<b>298</b>	<b>3.8</b>	<b>1,132.4</b>
Operational2	False Holdup Alarm-Accidental Trip	4	10	1.4	14.0	2	9	1.4	12.6
	False Alarm -Others	5	23	1.4	32.2	8	44	1.4	61.6
	False Alarm -Cancelled	1	1	1.4	1.4	0	0		0.0
	Keep the Peace	14	24	1.4	33.6	8	21	1.4	29.4
	911 call / 911 hang up	0	3	1.4	4.2	2	5	1.4	7.0
	911 call - Dropped Cell	3	15	1.4	21.0	6	18	1.4	25.2
	<b>Total</b>	<b>27</b>	<b>76</b>	<b>1.4</b>	<b>106.4</b>	<b>26</b>	<b>97</b>	<b>1.4</b>	<b>135.8</b>
Traffic	MVC - Personal Injury (MOTOR VEHICLE COLLISION)	0	0		0.0	0	2	3.7	7.4
	MVC - Prop. Dam. Non Reportable	0	7	3.7	25.9	3	9	3.7	33.3
	MVC - Prop. Dam. Reportable (MOTOR VEHICLE COLLISION)	6	17	3.7	62.9	7	22	3.7	81.4
	MVC - Prop. Dam. Failed to Remain (MOTOR VEHICLE COLLISION)	1	3	3.7	11.1	2	3	3.7	11.1
	MVC - Others (MOTOR VEHICLE COLLISION)	0	0		0.0	0	1	3.7	3.7
	<b>Total</b>	<b>7</b>	<b>27</b>	<b>3.7</b>	<b>99.9</b>	<b>12</b>	<b>37</b>	<b>3.7</b>	<b>136.9</b>
<b>Total</b>	<b>239</b>	<b>717</b>		<b>3,632.7</b>	<b>238</b>	<b>655</b>		<b>3,325.2</b>	

**Note to Detachment Commanders:**

- The content of each report is to be shared by the Detachment Commander only with the municipality for which it was generated. The municipality may treat this as a public document and distribute it as they wish.
- All data is sourced from the Niche RMS application. Included are 'reported' occurrences (actuals and unfounded occurrences) for 'billable' occurrences ONLY. Data is refreshed on a weekly basis.
- The Traffic category includes motor vehicle collision (MVC) occurrences entered into Niche (UCR code 8521). MVCs are NOT sourced from the eCRS application for this report.
- Only the primary violation is counted within an occurrence.
- Time standards displayed are for the 2023 billing period.

**Note to Municipalities:**

- Data contained within this report is dynamic in nature and numbers will change over time as the Ontario Provincial Police continues to investigate and solve crime.
- This report is NOT to be used for crime trend analysis as not all occurrences are included.

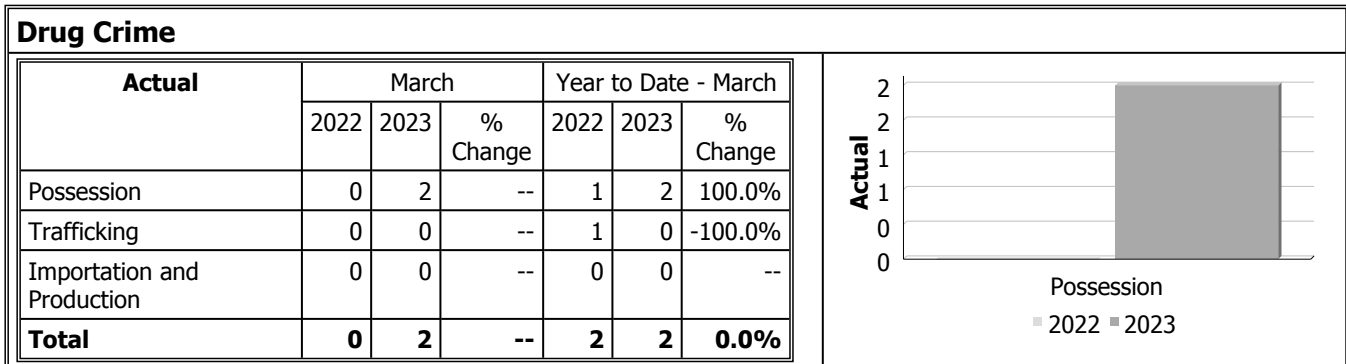
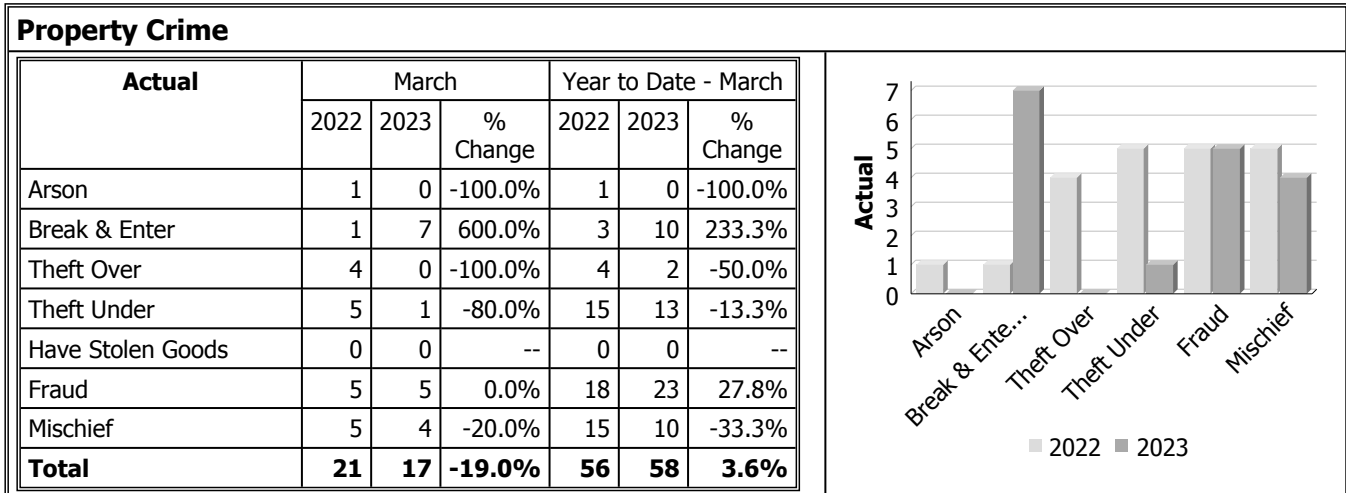
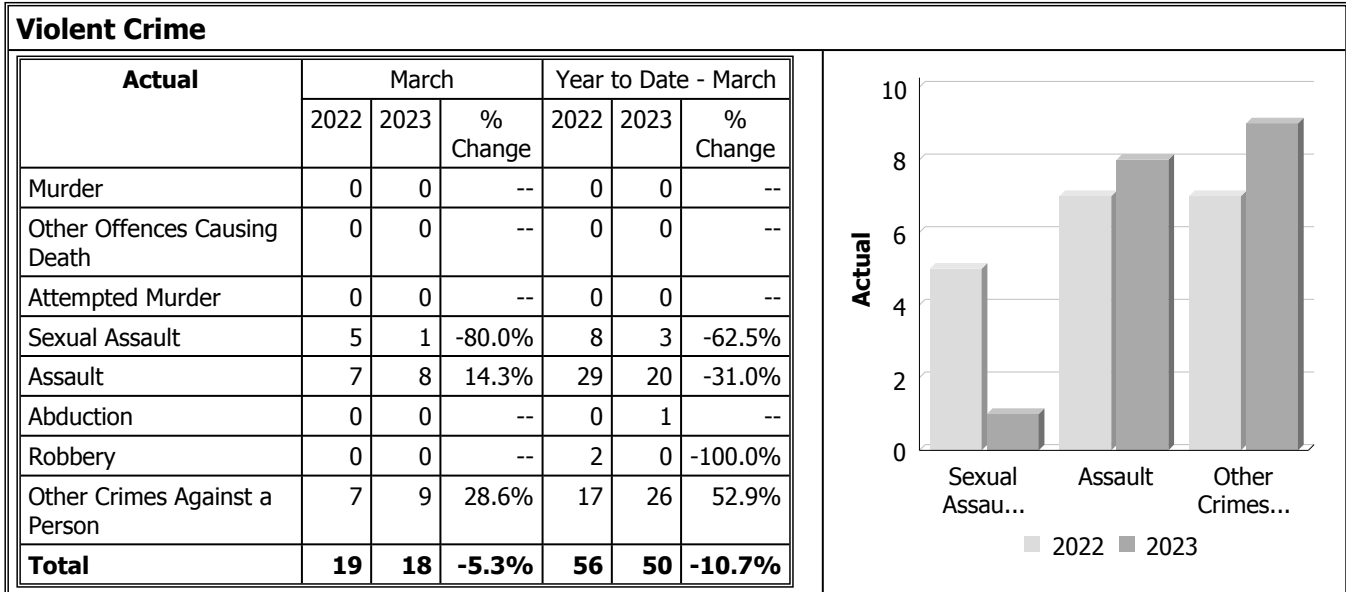


## Calls For Service (CFS) Billing Summary Report

**Elliot Lake**  
**March - 2023**

- Data groupings within this report do not match traditional crime groupings seen in other public reports such as the OPP Police Services Board reports or Statistics Canada reporting.

**Police Services Board Report for Elliot Lake  
Records Management System  
March - 2023**



**Clearance Rate**

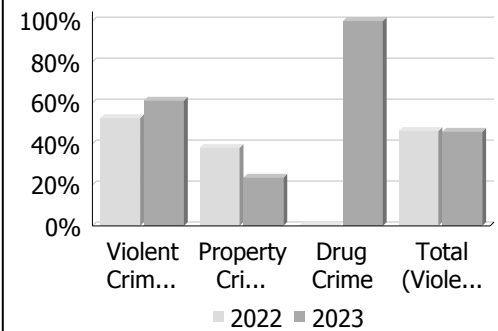
**Detachment:** 4B - EAST ALGOMA (Blind River)  
**Location code(s):** 4B20 - EAST ALGOMA (Elliot Lake)  
**Area code(s):** 4005 - Elliot Lake  
**Data source date:** 2023/04/15

**Report Generated by:**  
Bowles, Natalie

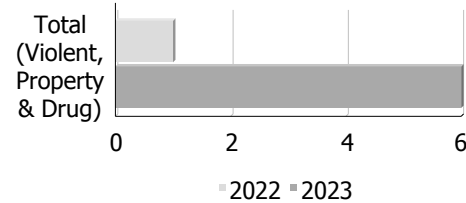
**Report Generated on:**  
17-Apr-23 11:35:12 AM  
PP-CSC-Operational Planning-4300

**Police Services Board Report for Elliot Lake  
Records Management System  
March - 2023**

Clearance Rate	March			Year to Date - March		
	2022	2023	Difference	2022	2023	Difference
Violent Crime	52.6%	61.1%	8.5%	69.6%	64.0%	-5.6%
Property Crime	38.1%	23.5%	-14.6%	30.4%	19.0%	-11.4%
Drug Crime	--	100.0%	--	50.0%	100.0%	50.0%
<b>Total (Violent, Property &amp; Drug)</b>	<b>46.3%</b>	<b>46.0%</b>	<b>-0.4%</b>	<b>50.9%</b>	<b>41.4%</b>	<b>-9.4%</b>



Unfounded						
Unfounded	March			Year to Date - March		
	2022	2023	% Change	2022	2023	% Change
Total (Violent, Property & Drug)	1	6	500.0%	10	16	60.0%



Data contained within this report is dynamic in nature and numbers will change over time as the Ontario Provincial Police continue to investigate and solve crime.

**Data Utilized**

- Major Crimes
- Niche RMS All Offence Level Business Intelligence Cube

**Detachment:** 4B - EAST ALGOMA (Blind River)  
**Location code(s):** 4B20 - EAST ALGOMA (Elliot Lake)  
**Area code(s):** 4005 - Elliot Lake  
**Data source date:** 2023/04/15

**Report Generated by:**  
Bowles, Natalie

**Report Generated on:**  
17-Apr-23 11:35:12 AM  
PP-CSC-Operational Planning-4300